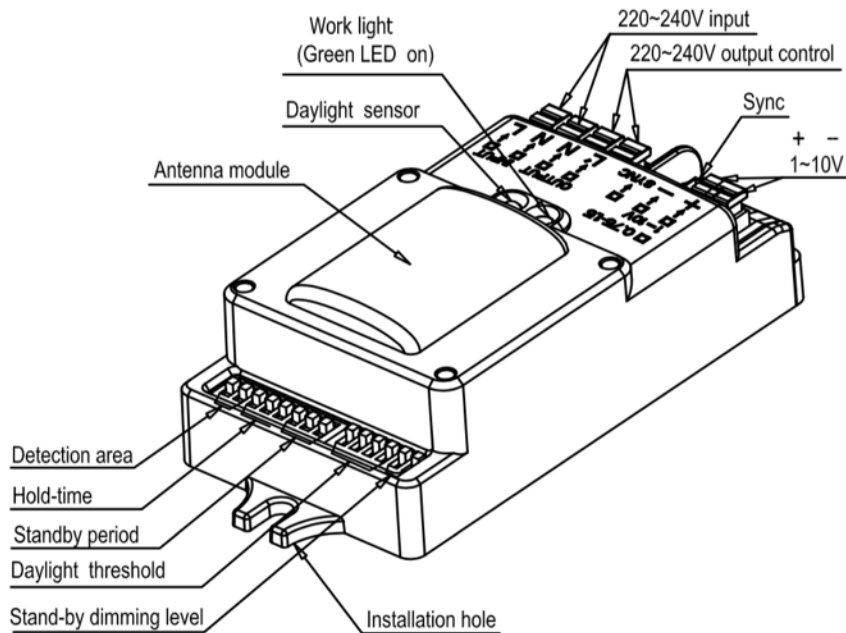



Microwave Motion Sensor



SPECIFICATION


Operating voltage	120-277V AC, 50-60Hz
Rated capacitive load	120V@400W; 220-240V@800W; 277V@1000W
HF system	5.8 GHz +/- 75MHz,ISM wave band
Transmitting power	< 0.5mW
Power consumption	< 0.5W(standby),< 1W (operation)
Detection Zone	Max.(D x H):16m x 15m
Detection sensitivity	10%/50%/75%/100%
Hold time	5s / 30s / 90s / 3min / 20min / 30 min
Daylight sensor	2 lux / 5 lux / 10 lux /25 lux / 50 lux /100 lux /Disable
Stand-by period	0s / 5s / 5min / 10min / 30min / 1 h / + ∞
Stand-by-dimming level	10% / 20% /30% / 50%
Mounting height	15m Max
Motion detection	0.5~3m/s
Detection angle	150°(wall installation); 360°(ceiling installation)
Operating temperature	-35 °C~70 °C

SETTING INSTRUCTION

ON ↑ 		1	2	
	I	ON	ON	100%
	II	ON	-	75%
	III	-	ON	50%
	IV	-	-	10%


Detection area

Detection area can be reduced by selecting the combination on DIP switches to fit precisely each application.

ON ↑ 		3	4	5	
	I	ON	ON	ON	5S
	II	-	ON	ON	30S
	III	ON	-	ON	90S
	IV	-	-	ON	3min
	V	ON	ON	-	20min
	VI	-	-	-	+∞


Hold time

Refers to the time period the lamp remains at 100% illumination after no motion detected.

ON ↑ 		6	7	8	
	I	ON	ON	ON	0s
	II	-	ON	ON	5s
	III	ON	-	ON	5min
	IV	-	-	ON	10min
	V	ON	ON	-	30min
	VI	-	ON	-	1h
	VII	-	-	-	+∞

Stand-by period

Refers to the time period the lamp remains at a low light level before it completely switches off in the long absence of people. When set to + ∞ mode, the low light is maintained until motion is detected.


ON ↑ 		1	2	3	4	
	I	-	-	ON	ON	2Lux
	II	-	-	-	ON	5Lux
	III	-	ON	ON	-	10Lux
	IV	-	-	ON	-	25Lux
	V	-	ON	-	-	50Lux
	VI	ON	-	-	-	100Lux
	VII	-	-	-	-	Disable

Daylight Sensor

The sensor can be set to only allow the lamp to illuminate below a defined ambient brightness threshold.

When set to disable mode, the daylight sensor will switch on the lamp when motion is detected regardless of ambient light level.

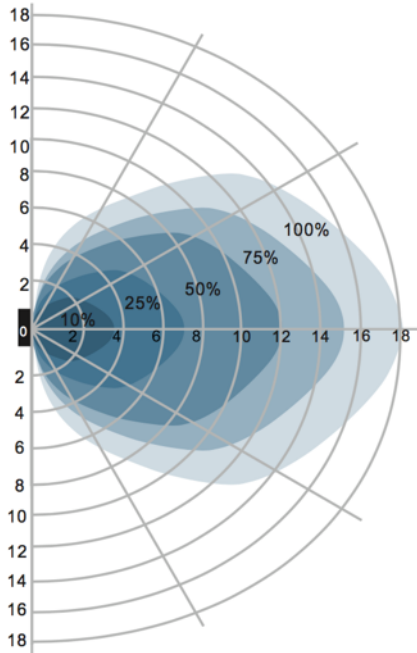
50 lux, 30 lux: twilight operation; 10 lux, 5 lux: darkness operation only. Note that daylight sensor is active only when lamp totally switches off.

ON ↑ 		5	6	
	I	ON	ON	50%
	II	-	ON	30%
	III	ON	-	20%
	IV	-	-	10%

Stand-by dimming level

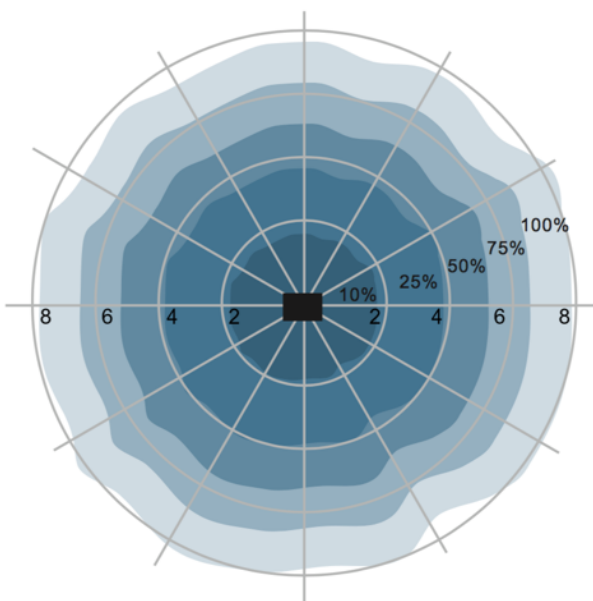
The low light level you would like to have after the hold time in the long absence of people.

Detection Pattern



Wall mounting pattern (unit:m)

Suggested installation height: 1-1.8m



Ceiling mounting pattern (unit:m)

Suggested installation height: 2.5-10m